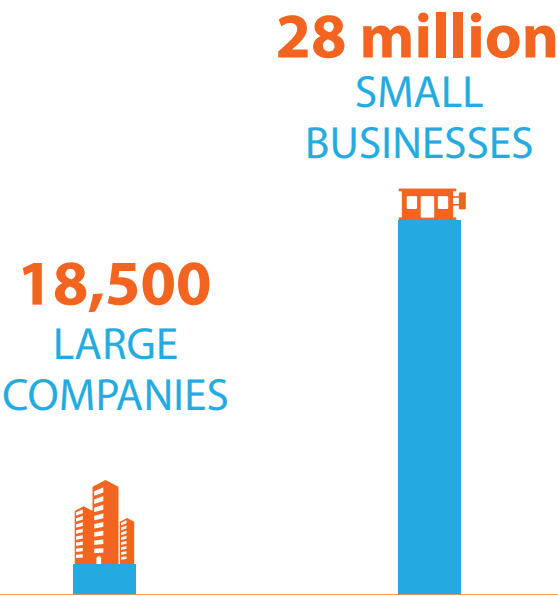
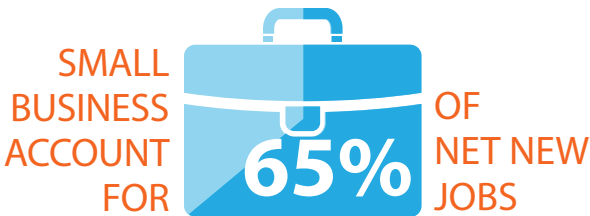


AMERICAN SMALL BUSINESSES: BY THE NUMBERS

There are around **28 million** small businesses, and **18,500** "large" companies of more than **500 employees**.



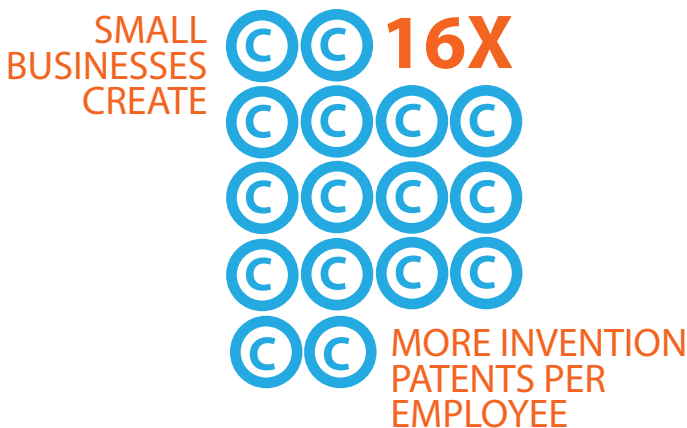
Small business accounted for **65 percent** of net new jobs **since 1995**



Half of all new small businesses survive **five+** years, **one-third** make it more than **10 years**.



Small businesses that create new patents for products produced **16 times** more patents per employee than large patenting firms.



Nearly **8 in 10** small businesses are self-employed, and have no other employees besides themselves.

8 in 10 SMALL BUSINESSES ARE SELF-EMPLOYED



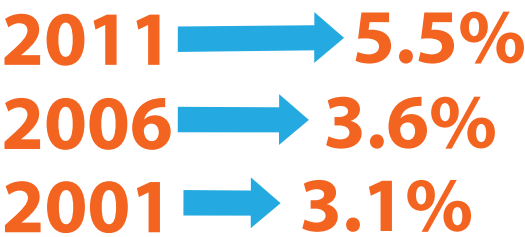
More than **half** of the American workforce works in a small business and **52 percent** of small businesses are home-based.



OF THE AMERICAN WORKFORCE WORKS IN A SMALL BUSINESS

In March 2011, -5.5 percent - self-employed small business owners were unemployed the year before. Only 3.6 percent in 2006 and 3.1 percent in 2001 were able to say the same.

SMALL BUSINESSES OWNERS UNEMPLOYED



Since 2008, more small businesses have closed than have opened. (2008-2009 = 518,500 'births' and 680,716 'deaths')

MORE SMALL BUSINESSES ARE **CLOSING**

